

NETHERLANDS PHILATELY



JOURNAL of the American Society for Netherlands Philately

Volume 6/4

TREND

Kinderbedankkaarten - are they worth collecting?

THE WORD means literally "children-thank-you-cards," and if you still do not know what that means, don't feel ashamed. Up until one or two years ago this was a totally obscure corner of Netherlands philately, but at present there is barely an auction in the Netherlands that does not have a sizeable listing of these items. Dutch collectors are trendy people, as you may have noticed. One year it is booklets, the next year it is margins of the Juliana Regina set, or combinations, or 'bleeders,' or coil stamps, or something else. Last year's "in" thing certainly was collecting kinderbedankkaarten and prices rose spectacularly. To give you an idea what they were, look at the reproduced 1965 kinderbedankkaart. The photo above shows the (folded-open) cover and the photo to the right the inside of the card. The cards fold over the center, and the whole thing is more or less like an ordinary thank-you card, except that the front cover shows a much enlarged stamp of the Child Welfare set of the year, and that the inside has a real stamp with a first-day cancel and except that the entire card is perforated to resemble a giant stamp. Most of these cards are sent out annually by the

Foundation National Committee for Child Welfare Stamps to thank the volunteers who organized the sale of these stamps. A smaller number of cards goes to those who bought very large amounts of stamps (usually companies). A smaller number are sent annually by the Philatelic Service of the Dutch Post to their worldwide big customers.

There is a great variety amongst these cards in text and other secondary aspects. The more common ones may still be had for \$5.00 or so, but the price quickly grows to somewhere between \$50.00 and \$200.00 for the earlier cards (the first one was in 1949) or for the more rarified varieties.

The most pressing question is perhaps: "Are these cards really worth while collecting?" Before deciding, one could at the very least look at the specialized catalog (yeah, another one of those!) by H. C. Salet and J. van Wilgenburg, *Catalogus Kinderbedankkaarten*, which is presently in its second edition (1979-80), price Hfl 6.95. In addition to all the detailed information there is a preface by our Governor from Odijk, which makes the point that since a second edition was needed so soon after the first, anyone who doubted the collectibility of this specialty ought to be convinced by now. Perhaps so, but that does not take into account such nebulous aspects of collecting as alluded to above. On the other side, one should not forget the enormous impact the Foundation National Committee for Child Welfare Stamps has had on Dutch philately (not the least of which is the creation of "blocks," or miniature sheets, a brain wave designed to facilitate the door-to-door sales by children). Perhaps then, the "verdict" is that this specialty is something for the serious student of Child Welfare Stamps, who should continue collating all the information on this interesting side-line, so that the general collector can relax and read about it without feeling the urge to start collecting any.

F. H. A. Rummens

Publications

H. Koopman, *Catalogus der Poststempels van Nederland* (Amsterdam: Wiggers de Vries, 1981), Hfl 20.00.

This is the sixth revised edition of this catalog of the numeral cancels of the Netherlands, with completely up-to-date prices. There is a one-page "Key to Catalogue" which explains the set-up of the catalog. We thank Mr. Wiggers de Vries for sending us a review copy of this - the best - numeral cancellation catalog of the Netherlands. Copies can be ordered from the treasurer, John W. Van Buskirk, 11 Park Place, New York, NY 10007, for \$10.00 postpaid. Please enclose check or money order made out to ASNP.

Those of you who ordered a Koopman Catalog of Small Round Cancels of the Netherlands, please send a self-addressed stamped envelope to the treasurer. He has a Supplement of changes, improvements and new finds which was also sent by Mr. Wiggers de Vries.

A catalog of Combinations Netherlands 1981 is available from the treasurer for \$4.50 postpaid. Another catalog of combinations from booklets by Janssen is available for \$5.50 postpaid. Both these books will be ordered from our supplier as soon as feasible.


The treasurer still has a large number of Handbooks on Netherlands 1876 Numeral Stamps (in German) in stock. This is the second edition. Those of you who last year ordered a first edition which was sold out, this is your chance to get this up-to-date handbook on an interesting Dutch set for \$6.50 postpaid.

We will try to get some more reviews of recently published catalogs etc. in the September journal.

1965



ASNP



A non-profit organization
registered in the State of
Illinois

Netherlands Philately

THE JOURNAL OF THE AMERICAN SOCIETY FOR NETHERLANDS
PHILATELY
Volume 6, Number 4

Editorial Board

Dr. A.M. Benders, Chairman
Dr. F.H.A. Rummens
Laurence H. Rehm
Benjamin Zeichick

Board of Governors

Dr. A.M. Benders, Odijk
Frank W. Julsen, Paradise Valley
E. Matthews, Bracebridge, Ontario
Dr. Fred L. Reed, New York

President

Reinder van Heuveln
3905 Midlothian Pike
Richmond, VA 23224

Vice President

Laurence H. Rehm
1734 Leisure World
Mesa, AZ 85206

Corresponding Secretary

John E. Verhaaren
440 W. Annsbury Street
Philadelphia, PA 19140

Membership Secretary

Harold F. MacDonald
2354 Roan Lane
Walnut Creek, CA 94596

Treasurer

John W. Van Buskirk
11 Park Place
New York, N.Y. 10007

Editor

Paul E. van Reyen
P.O. Box 555
Montclair, NJ 07042

Librarian

Fernand H. Mollenkramer
6301 Downey Avenue
Long Beach, CA 90805

British Representative

W.L. Morton
11, Morven Road
Bearsden, Glasgow G61 3BU
Scotland

Netherlands Philately is published quarterly by the American Society for Netherlands Philately, P.O. Box 555, Montclair, NJ 07042.

© Copyright 1981 the American Society for Netherlands Philately.

(Opinions expressed in the various articles in this journal are those of the writers and not necessarily endorsed by the ASNP or this journal.)

The ASNP is Affiliate No. 60 of the APS

Advertising: Advertising rates are \$60 for a full page, \$35 for a half page and \$20 for a quarter page.

June 1981

FROM THE EDITOR

For the third time we have been able to give you (more) than 20 pages of text, counting the inside of the covers. As with the last issue, we have had to compromise; two articles had to be left out which will now appear in the September issue. A promised "Trends" article based on the prices realized at the sale of the Isaac Spector collection at Harmer's of New York also had to be postponed to the September issue. With the NVPH catalog not in your hands until the end of October, the news in that article may still be relevant.

We open this issue with the second part of the "Armenwet" stamps article by Jan Vellekoop. Now you will know where the stamp illustrated in the May Newsletter came from.

Our regular contributor, Dr. Frans Rummens, has some information on varieties of Curaçao-Netherlands Antilles, which prove that there is still a lot to be discovered here.

Our "Coil Corner" column is present again with some unusual information on "correction" perfs.

A new regular column, "Postal Booklet Notes," makes its first appearance in this issue. Since it is a first column, it concentrates on background information for the beginning booklet collector, but many of us may find some worthwhile facts.

Under "Dutch Designs," our columnist gives the results of the stamp popularity poll which was split between the February Newsletter and the March issue of the journal. Let's hope that was the reason less than a dozen members responded!

Then, at long last, we have an article on the Dutch PTT Questionnaire of 1980, with illustrations of the ten best and the ten worst stamps out of 50, plus a few which had a divided rating. Since we feel that stamps of a country are basically issued for the entire population, here represented by the non-collectors, their rating has been given as the "norm."

"Great Men, Part III," is concerned with the second largest group, the physicians. We must confess that we now feel that this group should have been represented among the "great men" honored by the "summer" stamps of long ago.

The promised revised map of the western part of Sumatra makes its appearance, along with a new type of numeral "1," discovered by our fellow-member, Mr. Bunge.

"Fakes and Forgeries" takes you to the Indies, Curaçao and Surinam.

CONTENTS

| | |
|---|----|
| The 'Armenwet' Stamps, Part II | 58 |
| Some Varieties of Curaçao-Netherlands Antilles Stamps | 62 |
| Coil Corner | 65 |
| Postal Booklet Notes | 66 |
| Dutch Designs | 68 |
| The PTT Questionnaire of 1980 | 69 |
| Great Men, Part III | 72 |
| Netherlands Indies Numeral Cancels | 75 |
| Fakes and Forgeries | 76 |

this new stamp. Whether this was forgotten cannot be ascertained any more. All this had the result that not till six months later, in the spring of 1919, announcements about the red overprint began to appear in the Dutch philatelic press.

An official first day of issue is difficult to pinpoint because of the policy followed. If we take July 1, 1918, the day on which Internal Affairs was officially informed, we encounter the difficulty that already on June 25 the Controle had sent the new stamps to Internal Affairs. If we take the last-named date, we ignore the fact that the "user," namely Internal Affairs, was only officially informed on July 1, 1918.

On, or shortly after June 25, the division of Public Health and Welfare of the Ministry of Internal Affairs received a number of Poor Law stamps with the red overprint, of which distributions to the final users *may* have been made directly. It must be noted, however, that early in June 1918 the Controle had sent 22 sheets of 1½-cent stamps with the black overprint to Internal Affairs so that there must have been a reasonable supply of that value there.

Up to now the earliest known date of use is October 24, 1918. With this date a block of four stamps is known, possibly cancelled at Leiden (the place name is difficult to read). This block therefore can be part of the supply to Internal Affairs. However, there is another possibility: On October 31, 1918, the books of the Controle show the delivery of five sheets of 1½ cent to the Post Office at Haarlem where the stamps were available to the public. In view of the habit of the Controle usually to book deliveries sent away during the month on the last day of the month, it is possible that this block of four appeared via this channel.

It is remarkable in this last hypothesis that no announcement immediately appeared in the philatelic press about this new stamp.

These announcements appear in the Netherlands only in February 1919. Among others, the paper *Postzegelnieuws* then has the following report:

"Poor Law stamps. Foreign papers report the 1½ cents with red overprint *Armenwet*. Up to now we didn't hear anything about this. Who can substantiate this report?"

The appearance of a Dutch stamp was known abroad before it was known in the own country! This was of course the result of the silence on the part of the Postal Authorities, combined with the method of sale involved: only on a written order were the stamps sold at Haarlem. It is possible, as said, that from the five sheets of 1½-cent stamps which were delivered to the Post Office at Haarlem a number of stamps were ordered from abroad, so that the foreign philatelic press was aware of the new stamp before the Dutch press. In any case, after the reports in February the sale of the 1½-cent stamp with the red overprint in the Netherlands takes off nicely: in March 1919 the Controle delivers another 41 sheets (8,200 stamps) to the Post Office at Haarlem.

It must furthermore be noted about the 1½ cent with red overprint that especially of this stamp a large number of sometimes reasonably accurate forgeries have appeared on the market; here too it is advisable to have the stamps expertized in case of doubt (see Fig. 14).



Fig. 14. Two dark-blue 1½ cent stamps with fake overprints. On the stamp to the right the overprint is moreover placed at the top instead of in the center

mate usage), how many were sold via the Post Office at Haarlem, and how many were sent to the Presidium for distribution to U.P.U., etc.




Fig. 13. Complete sheet of 200 of the 1½ cent dark blue with red overprint. On the long margins is found the issue figure 2; the sheet is perforated with the long comb (postmuseum)

Date of Withdrawal of the Poor Law Stamps

In the fall of 1919 the Second Chamber of the States-General began deliberations on a totally new Postal Law. It spelled the end of the '*Armenwet*' stamps. On October 1, 1919, the official State Gazette announced a Royal Decree dated September 18, 1919, in which the Royal Decree which covered the issue of the Poor Law stamps was invalidated. The date this was effective was November 1, 1919.

On the next page is found a table which shows for each value how many stamps were sent to Internal Affairs (legiti-

Issue Figures of the 'Armenwet' Stamps

| | Internal Affairs | Haarlem | Presidium | Total |
|---------------------------|------------------|---------|-----------|---------|
| 1 cent | 34,805 | 33,700 | 700 | 69,205 |
| 1½ cent (black overprint) | 16,773 | 37,100 | 700 | 54,573 |
| 1½ cent (red overprint) | 600 | 16,500 | 700 | 17,800 |
| 2 cent | 21,713 | 28,300 | 700 | 50,713 |
| 2½ cent | 12,765 | 26,300 | 700 | 39,765 |
| 3 cent | 85,407 | 29,700 | 700 | 115,807 |
| 5 cent | 28,617 | 23,300 | 700 | 52,617 |
| 10 cent | 4,647 | 22,700 | 700 | 28,047 |

APPENDIX

Specimen Overprints and Punch Marks on 'Armenwet' Stamps

A short time after the appearance of the book "12 Philatelic Essays," a large number of Dutch stamps showed up at an Amsterdam auction with an overprint "SPECIMEN" or a punched hole. These stamps most likely came from a British colony where they had been received originally as sample copies under U.P.U. regulations. Some more detailed information can be found in the Gibbons special catalog of Great Britain.

These sample copies are either overprinted with "SPECIMEN" in black or purple, or more or less centrally punched with a hole of about 6mm diameter, or both. Checking the material offered at Amsterdam proves that around the years 1913-1914 most stamps - in strips of three or single - have the punch hole, while the earlier and later stamps received the Specimen handstamp. In many cases there are signs of a blue-purple ink line across the stamps, which are either without gum or pasted onto sheets of quad paper.

Not only Dutch stamps with the Specimen imprint have appeared on the market, but from other countries as well although in small quantities, usually not more than one copy of each stamp.

Of the Poor Law stamps the following are known:

- 1, 1½, 2 and 2½ cent black overprint: vertical strips of three with punch hole
- 3, 5 and 10 cent: horizontal strips of three with punch hole
- 1½ cent with red overprint: Single stamp on piece of paper with ink line and black imprint SPECIMEN

More detailed inspection shows that the values which occur in strips of three were put on top of each other and simultaneously punched: the holes fit exactly in this position.

The existence of these stamps proves also that indeed sample copies of the 'Armenwet' stamps have been sent to the U.P.U. by the Dutch Post Office, although it has not been ascertained how many of these stamps were used for this purpose



Some Varieties of Curaçao-Netherlands Antilles Stamps

by Frans H. A. Rummens

The subject of "varieties" is sufficiently controversial to spark heated arguments. In any, even small group of collectors one will find the extremes: those who collect only stamps if there is something special about them, and the other extreme of collecting just one copy (preferably mint NH) of all the main numbers of the catalog. Others maintain that there is a hierarchy of respectability amongst varieties: perforation varieties are decent, and perhaps some major color variations are too, whereas plate errors would be doubtful, particularly the secondary ones (the word has a definite derogatory ring!) and the printing accidents and incidents would be the dregs. But for some reason, such lowly printing errors as Netherlands No. 35f (the 5 ct orange), Netherlands 181Af (9 ct without black imprint) and the host of stamps that exist with one side imperforated or with one missing color all command prices in the thousands yet they are mostly of little or no philatelic interest except as curiosa.

My own criterion is that I find an item collectible if somehow it arouses my curiosity, especially if afterwards that variety taught me something about stamps, their production, distribution or usage.

After that preamble, let me introduce you to some varieties of Curaçao - Netherlands Antilles, concentrating on items that were not mentioned in Julsen and Benders' *Postal History of Curaçao* (henceforward referred to as "JB"), or in the additions recently published in Vol. 5, No. 2 of this journal (which we shall refer to as "JB add").

The Numerals of 1915-1926

The photo of the 5 ct (NVPH No. 53) in Figure 1 hopefully shows the point of this variety: it appears as if the center A has an umlaut as in CURA^ÄCAO. Actually, this is only a printing incident caused by underinking in the scroll at the top. Not "worth" much in the monetary sense, but a cute variety nevertheless. The 10 ct violet (NVPH No. 55) is perhaps more interesting: although the photo cannot show it, it is of the uncoated, white paper, white gum variety, clearly belonging to the 1926-1935 printings, but as such not listed by JB (page 407).



Figure 1

The Beer Bottle Labels, alias Numerals of 1936-1946

The 2 and 5 ct pictured in Figure 2 are minor varieties, but there is also a major story here. The 2 ct shows a blotch between the C and A of CURAÇAO. Again a printing incident, probably caused by a tiny oil droplet falling onto the printing cylinder, so that the ink would not hold on that spot. The 5 ct shows a white ringlet between the E of CENT and the outer oval line. We have seen such nicely circular rings before on other stamps, but we have no explanation for it. It does not seem to be caused by a bit of perforation confetti on the loose, since that causes a white circular spot, not a ring.



Figure 2

While studying the stamp, though, another discovery was made; it gave a distinct, rather bright fluorescence under the UV lamp. Further tests revealed that the entire set (NVPH Nos. 121-125) exists with and without this bright fluorescence. We have since been able to piece the following to-

gether:

1. The first four printings (of 1936, 1937, 1938 and 1939) are totally dull under UV light.
2. A subsequent printing, delivered by Enschede early February 1940 (printing letter E for the 1 and 2 ct, and D for the other values) was immediately sent to Curaçao (this is contrary to a statement in JB, page 438). Small amounts stayed in the Netherlands for sale at the philatelic counters; remnants were destroyed. No 1940 printing stamps of this set were ever sent to Curaçao in 1945! This 1940 printing does have a - very weak - fluorescence reaction.
3. In June 1946 a new (and last) printing was prepared and delivered by Enschede. This was an exceptionally large run, with 8,000 to 32,000 sheets of 100 being produced of each value. There were no subsequent or even "split" printings; punches run from 13 to 17 for the five consecutive denominations. The sheets can be recognized by not having any lettering in the top and bottom margins, except for a "1" as plate number in the middle of the bottom selvedge. Also, they are through-perforated at the top and left margins and the bottom margin has one extra perforation hole. The loose stamps in the 1946 printing can be recognized by the somewhat darker paper, but this is not easy and certainly not reliable for used stamps.
4. A study of well-cancelled used copies revealed that probably from December 1945 till the Fall of 1946 there were no low values (printed in the Netherlands) available in Curaçao; at least all copies with 1944 and 1945 cancels we have seen were of the Kolff (Batavia) variety. The earliest cancel thereafter is St. Nicolaas 23-VIII-46 on a "dull" 2½ ct, followed by Oranjestad 19-X-46 on a hibrite 5 ct. From then on both hibrite and dull varieties of all five denominations are found in about equal numbers (except the 2½ ct on hibrite, which seems less common) with no correlation with date of cancellation and/or post office of origin.

Conclusion: During the 1946 printing two different kinds of paper were used, one almost without fluorescence, the other bright to hibrite under UV. Therefore, all "bright" copies are certainly from the 1946

printing, but not all 1946 stamps are "bright." However, for the latter category the cancels may help; any copy dated July 1946 or later (and not of the Kolff variety) is bound to be from the 1946 printing.

The 35 cent Mercury Airmail (NVPH No. 9)

As Figure 3 indicates, it appears that this stamp exists with an apparent (plate) flaw in the form of a triangular spot on the cheek. However, some further study showed that this spot was formed during the manufacturing of the paper; sheer chance that the spot has almost the same color as the ink of the stamp. So this is not even a printing incident; the responsibility for the paper lies with the "Directie Zegelwaarden der PTT" (Department of Stamp Denominations of the Dutch Postal Service) whose inspectors verify the suitability of the paper by punching it before delivery to Enschede. This stamp is therefor absolutely unique. The owner will part from it for \$500,000.00. Some cheek!



Figure 3



Figure 4

Curaçao Helpt (NVPH No. 53-68)

As JB notes (page 559), there exist many varieties in the black printing of the denomination and the surcharge. Figure 4 shows one variety that was not specifically mentioned: a completely filled-in "0" of the first "10" of "10 + 10 ct."

Watersnood 1953

The "Speciale Catalogus" mentions duly that the obliteration bar may occur in two pieces (NVPH No. 244a). However, there are *two* varieties of this: Type I where the pieces are 18 + 3 mm and Type II with 13 + 8 mm pieces. The latter variety (see Figure 5) appears to be fairly rare. It is not a separate setting since pairs with both types have been reported.



Figure 5

Anti-Hunger 1963

This stamp (NVPH No. 333) exists with a flaw in the foot of the A of ANTILLEN as can be readily seen in Figure 6. This is probably a primary plate fault, occurring once per sheet of 100 in position 25. This "overprint" is not really an overprint but a special printing:



Figure 6

in the terminology of our "Disberg" article (*Netherlands Philately*, Vol. 6, No 3, page 40) this printing will be designated as 9x. Paper for printings 9 and 9x was delivered to Enschede on the same day (Jan. 22, 1963), with punch 8 for printing 9 and punch 1 for the "overprint" of 9x. The 9x "overprint" was delivered first, on February 14, 1963, and the regular printing 9 20 ct stamps on February 26. The interesting thing is that although most definitely the 20 ct of printing 9 and the 9x overprint were separate printings, the plate fault noted above not only occurs on NVPH No. 333, but also on the 20 ct of the regular printing 9 in the same position 25. Clearly the same printing material was used, with an extra plate for the black text during the printing of 9x. (Note that the black text is in offset, as is the rest of the stamp.)

Mental Health 1963

Figure 7 shows the 25 ct (NVPH No. 335). The point of interest cannot be seen in the picture though. We found that although most copies of No. 335 are on bright to hibrite fluorescing paper, a fair number are "dull" (about one in four we estimate). Two printings? We thought so, until we received reports that both varieties occurred on first-day covers. The 20 ct appeared to be all on dull paper, but very recently we found a 20 ct on hibrite. If indeed there was only one printing of both these stamps then this is a serious matter: it would mean that Enschede (or rather the "Directie Zegelwaarden") used nonuniform paper for one printing, thus confounding philatelists for whom this constancy-within-a-printing is one of the foremost pillars in their research.



Figure 7

Postage Dues 1936-1940



Figure 8

The 2½ ct of this set is shown in Figure 8, partly to point out the broken ornament under TE. This is not one of the many recognized plate errors in this design, but we don't know whether this find is of any significance. However, this is only a preliminary to something more important; we have the set up to 25 ct on white paper and white gum, but in addition the 2½, 30, 40 and 50 ct with a distinctly yellow gum. Most of the stamps have been reprinted several times as need arose (see JB, pages 580-581). If the yellow gum is identifiable with any printing, it must be the 1939 printing, since the 40 ct was only printed once, in 1939. (Note from the editor: In checking for this yellow gum be sure you eliminate all stamps that are "toned" because this toning might change white gum into superficially "yellow" gum; the paper itself has to be absolutely white.)

Your editor has since reported that he has, in addition, the 5, 20 and 25 ct with yellow gum and a 2½ ct with yellow gum that bears the letter D in the margin. This pretty well removes all doubts: it appears that both the 1939 and the 1940 printings were with the yellow gum.

Perfins

We can report two hitherto unknown perfins, both MB, on the 20 ct airmail 1942 and on the 12½ ct Alonso de Ojeda (NVPH No. 207). The perfin on NVPH No. 91 shown also in Figure 9 appears to be WE (see JB, page 338), but is in fact a morror imaged inverted MB (see also JB add) which arises from feeding the stamps feet-first and gum-side-up through the perforator.



Figure 9

1947 Airmails

If it is true that there was only one printing of these (JB, page 560), then what about the report (JB, page 561) of nonfluorescent and fluorescent papers? We verified that indeed there

had been only one printing for each denomination. Most of the cent values were printed in September 1946, the guilder values somewhat later in 1946 and finally the 6 and 12½ ct in June 1947. Only one punch was used for each denomination and the recess-printed guilder values all had only plate number "1." So far all guilder denominations have only been reported on nonfluorescent paper, and up to now the 30, 40, 60 and 70 ct have only been found on "dull" paper as well. All others have been found in at least the "dull" and the rather bright or "hibrite" variety, whereas the four lowest denominations have been found in more



Figure 10

than two paper varieties. The latter have been printed in far larger numbers (about 25,000 sheets of 100 vs 1000 to 5000 for most others). For the 10, 12½ and 15 ct at least one intermediate fluorescing paper variety exists, but these appear rare. For the 60 ct we found besides the "dull" (yellow-brown and yellow) also a weak fluorescing variety (darkbrown and white under UV), a "bright" variety (darkbrown and light purplish color under UV) as well as a "hibrite" variety (dark chocolate brown and purple under UV). From the frequency distribution of cancellation dates (we had a fairly large number of readable cancels of the 6 ct available for this study, all from Aruba, St. Nicolaas) it became clear that these varieties came and went and returned in an apparent random fashion. Cancels on other denominations and from other post offices tend to show the same pattern.

Conclusion: we have been chasing a red herring again. The paper varieties do exist, of course, but they have no relation to printings or other production parameters. Different qualities of paper were mixed even before printing began and as the stock was distributed and later replenished at the various post offices in Curacao the mixing became even more pronounced. One can state such things as "from July 1949 till late January 1950 the St. Nicolaas post office had no hibrite 6 ct airmail stamps, but it did issue mostly "dull" ones in that period except that also "weakly fluorescing" ones were issued from mid-December onwards," but it does not seem that there is any use for such facts, except as to support our above-cited conclusion.

Information for this article came from various sources. We thank in particular Mr. Frank Julsen, the "postmuseum" and the "Dienst Zegelwaarden PTT" for their considerable help. We thank Larry Rehm for preparing the photographs.

Postscript: Add to "The Numerals of 1915-1926": This stamp cannot very well be part of the 1925 printing which was also uncoated, but on yellow paper and with yellow gum, because the pronounced differences are clearly due to changes in the technology of paper and gum manufacture. On the other hand, it seems unlikely that there was a later (overlooked) printing of the 10 ct violet, since in 1926 the new 10 ct *carmine* was printed in large numbers.

On the "Watersnood 1953" stamp we now know that so far NO pairs with both types have been reported. Hence we don't know whether types I and II are from different settings, or whether they occur both in one setting. (The regular stamp, "bar in one piece," seems to be a type I stamp in which the two pieces are so close together that they seem to form one bar, Ed.)

Editorial Afterword

All those collectors of Curacao-Netherlands Antilles who might have thought that after publication of the Julsen-Benders book *A Postal History of Curacao* the "fun" was out of collecting this area, will now have to change their mind. Apart from the "revelations" on the Disberg set of definitives, we now see that many other issues still provide surprises. For areas of further research which in our opinion might also yield some unknown facts, we are also thinking about NVPH Nos. 358-63, the low definitive values, which were printed for some seven years (1965-1972), and the present-day low values, NVPH Nos. 445-50, which have been in use since 1972. We also suspect that a much closer look at the postage dues of 1952-59 would turn up some unexpected paper and gum varieties.

Any member who has sheets, part sheets, or margin blocks, especially those which show the punch mark in the paper, of these issues, please contact the editor, or the writer of the above-given article. It would be very much appreciated if you could enclose xerox copies of these stamps (blocks, etc.) with your letter. All letters will be acknowledged immediately, and due credit will be given once the research is finished and we have an article (or articles) to publish. It is only when all of us work together in a project such as this that the ASNPH will be able to make a name for itself in Netherlands philately.

If a member has material that warrants a closer look at other issues, please let us know too. In enumerating the three issues above, we did not want to limit the field, merely to indicate where in our opinion some certain finds may be found.

COIL CORNER

by Laurence H. Rehm

BOTH 55 and 60-cent coils have been scheduled to be issued this year in the Wim Crowwel numeral design, in rolls of 1000 subjects (as well as in sheets of 200).

The new E (Enschede) gum, mentioned in the last column, has appeared on the Juliana Regina 80 ct, 1 Gld, 1.50 Gld, 2 Gld, and 2.50 Gld coils. It is whiter and thicker than gum D2. It is also likely to be found on values of the Crowwel numerals.

The 2 Gld Juliana Regina coil has appeared with numerals in the Normal (not the customarily inverted) position, with E gum.

Currently the vending machines are stocked with 45 and 60-cent coils.

This month we will take up the subject of identifying the printing press which was used for producing each coil. Two different kinds of web presses are employed at Johan Enschede for the production of coils, the Regina and the Chambon.

Fortunately for coil collectors, virtually all definitive-size coils (identified as Format A) have been printed on the Regina press. The larger size coils such as the Gulden values and the special issues are identified as Format G; most have been produced on the Regina press too, but a few of the special issues were printed on the Chambon.

This is in great contrast to very complicated press identification of stamps issued in sheets. Not only are the Regina and Chambon presses used, seemingly at random even within the printing of a single value, but many have been printed by the sheet-fed process too.

However, as mentioned above, all definitive-size (Format A) coils have been printed on the Regina press for the last 15 years, with two exceptions which we will discuss shortly. The specialized coil catalog clearly identifies which type of press was used for each Format A and G coil.

In order to be able to identify the type of press used, it is necessary to have an understanding of the perforation system used. Most coil stamps are perforated with a double-comb device mounted on the delivery end of the press. This unit perforates two rows of stamps at a time, and is controlled by an electronic device which senses the position of the white strip between each row of stamps and immediately makes any necessary spacing adjustment.

This is required in order to compensate for changes in the paper due to stretching or shrinkage, or to action of the gum, and this takes the form of a very slight change in the positioning of the comb. Probably much of the time it can be so minor as to be undetectable, but it can result in a perforation "tooth" on each side which is a little larger or a little smaller than normal.

The important thing in all this is the fact that on the Regina press the correction perforation is found at the bottom of the stamp and on the Chambon it is at the top. The next question is, of course, what is the "bottom" of the stamp?

To answer this, one must refer to the previous column. The bottom of the stamp is always the leading edge, whether printed in the normal or the inverted position. This holds true for the horizontal format coils as well. "Bottom" therefore has to reference to the image or picture. It is the first edge to be printed, and to be delivered from the press.

As previously mentioned, all Format A coils to be produced since the introduction of control numbers have been printed on the Regina press with just two exceptions. The first is the 12-cent blue-green Queen Juliana, specialized catalog number 618Rb2, and the other is the 25 cent blue of the same series, number 623Rf3. Both of these specific coils were produced on the Chambon press for at least one press run, during the mid-1970's.

Macrophotographs of the correction perforation on two Format G coils are shown below. The 1.50 Gld Juliana Regina coil (954Ra2), printed on the Regina press, has a pair of the correction perforations at the bottom of the stamp. The correction in this case has resulted in the perforation tooth being markedly smaller than normal.

The 30 cent 1972 Europa coil (1007R), printed on the Chambon press, has its pair of correction perforations at the top of the stamp. The correction here was so strong as to result in short perfs on each side.

A macrophotograph of one of the examples of Format A coils produced on the Chambon is shown on the next page, together with a coil from the Regina press.



Regina
press

Chambon
press



Regina
618Rf1

Chambon
618Rb2

Note that the correction tooth of the Regina coil, at the bottom of the stamp, is larger than the other teeth, while the correction tooth of the Chambon coil, at the top of the stamp, is in this example smaller than the other teeth.

An interesting sidelight of this Chambon coil is that it is more readily found than its twin from the Regina press. The strip of 5 of the Chambon coil is currently priced at £80.00 while its Regina twin, identical in all respects except for location of the correction teeth, is priced at £250.00.

In these particular examples "bottom" of the stamp and the bottom of the image happen to be the same. But this often is not true, as outlined in the previous column.

The correction perforation method of identification is unfortunately of no use whatever on coils with two straight edges, such as the Crowwel numerals. We are assured, however, that these are all produced on the Regina press, as are the Juliana Regina coils. Late information from the Netherlands

tells us that all new coils from this point on will be issued with straight edges on the two long sides, as on the Crowwel numerals. Thus the Juliana Regina era draws to a close.

Much of this information has been derived from the "Bulletin of the Coil and Booklet Study Group," for which full credit is acknowledged.

Postal Booklet Notes

by Frank W. Julsen

THE purpose of this column will be to help members of the ASNP in the collection and enjoyment of one of the more interesting aspects of Netherlands philately.

In addition to reporting new issues, this column also will include notes on discoveries and research that broadens our knowledge of postal booklets. Editorially, it will be directed not only to the specialist but also to the casual collector - and we hope also to convert members who do not now collect these booklets.

As a starting point, especially for those who are not deeply into collecting these stamps, a few fundamentals may be helpful. We hope the advanced collectors in our group will bear with us this one time.

To build a collection meaningfully, it helps to have a basic reference source or two to get a working grasp of the field. There are several publications that are a 'must' in this regard:

The NVPH Speciale Catalogus

The de Rooy/Hali Speciale Katalogus van Automaatboekjes Nederland

Handboek/Automatboekjes Nederland (1976) by de Rooy/Hali

Postal Booklets of Netherlands ... (1969) by Jan Dekker

Postzegelboekjes Nederland (1980) by E. Horn

The first book above will serve those collectors who are interested only in a 'type' collection, i.e. not interested in paper and gum varieties, or the usual printing varieties that occur in any stamp issue.

The de Rooy/Hali catalog carries the collector more deeply into the subject, covering such things as phosphor and non-phosphor treated papers, types of gum employed for various issues, tab markings, spacing varieties, cover design varieties and the like.

The *Handboek* by de Rooy/Hali is a goldmine of background information about the booklets dispensed through vending machines, i.e. the 'Automaatboekjes.' Suffice it to say that this handbook takes one through the entire production process, covering every aspect of the booklets sold through vending machines.

Although these three reference books are in Dutch, most of our members have at least a working knowledge of the language and will be able to use these publications to advantage. The handbook by Jan Dekker, published through the Chicago group in 1969, still is a valid and useful source of information about regular postal booklets issued prior to 1964, when the vending machine types came into general use. A more recent treatment of the pre-war regular booklets, *Handboek Katalogus Postzegelboekjes Nederland* by E. Horn, was recently reviewed in our journal. It consists of 201 pages, priced at £35.00, and is published

by de Rooy/Hali. Unfortunately it is in Dutch only, but the same usefulness pertains here for those who have a smattering of Dutch. Finally, I should mention the availability of a de Rooy/Hali catalog covering vending machine booklets of Surinam and the Netherlands Antilles. Although there seems to be little interest in these issues, the fact remains that they fall within the scope of "Netherlands" postal booklets and perhaps should be as actively collected as those of the former mother country.

All but the Jan Dekker book are presently available. For those who might want xerox copies of the Dekker book, I'll be happy to provide them at cost plus postage - \$2.50 for the Netherlands portion. The de Rooy/Hali books can be ordered through the treasurer, John W. Van Buskirk, 11 Park Place, New York, NY 10007.

Now ... at the risk of boring some of our members - but at the same time perhaps helping those who are not deeply into booklets - let me use these reference books as a springboard from which I can explain some of the fundamentals of collecting booklets and the resulting combinations of stamps when the booklets are broken up.

Let's begin with the NVPH catalog. On page 177 of the current edition is a listing of postal booklets issued during the period 1902 through 1950. These booklets were sold "over the counter" as contrasted with the later "automaatboekjes" which were dispensed through vending machines in post offices, as well as on-the-street locations. Actually, they represent a different breed of collection, since the panes were always of a similar stamp design/denomination; generally they are collected in unexploded booklets to verify that the panes actually come from a booklet. Each is assigned a number, ending with '55' for the last booklet issued in 1950.

Then, beginning on page 178 is a listing of *vending machine booklets*, or the *automaatboekjes*. These booklets, you will note, are assigned *two* numbers - the first number, in bold face type, represents the numbering system employed in the de Rooy/Hali catalog; the number in parenthesis is a continuation of the numbering system used in the NVPH catalog for *all* booklets, beginning of course with number '1' (1902 issue). For all practical purposes, the de Rooy/Hali system is that used by stamp dealers, collectors and writers in identifying vending machine booklets. Just to complete this brief comparison, let me note that the prices vary a bit in each catalog; but in any case actual retail prices in the marketplace are considerably lower in most cases, perhaps as much as 30 to 40%.

Continuing with the NVPH catalog: on pages 179 through 183 is a listing of the various combinations of stamps/denominations that can be obtained by breaking up the booklet pane. I should add that these listings are exclusive to the NVPH catalog. (*Editorial note: Recently a "combination catalog Netherlands 1981" has appeared which lists all the combinations from Child Welfare sheetlets, vending machine booklets, and other issues. Price is \$4.50 postpaid. Orders to the treasurer.*) This has proved to be an extremely interesting adjunct to the collection of complete booklets; it enjoys wide popularity in Holland. The various combinations make for very colorful album page arrangements, especially with mixed denominations of different colors. The illustrations in the NVPH catalog give a vivid demonstration of these colorful combinations - or 'combinaties.' I should mention that the "Davo" album for stamps of the Netherlands contains pages for these combinations; a special supplement is also available for singles.

Beginning on page 179 of the NVPH catalog each of the combinations is assigned a number. The numbering system is not chronological, however, being based on the layout of the panes, i.e. each stamp in a pane has one straight edge. Therefore, the stamps with a straight edge at the top of the design are grouped together. It just happens that the NVPH listings start out with the 'boven (top) ongetand' varieties. The straight edges are then carried through for 'onder' (underneath/bottom), 'links' (left), 'rechts' (right), 'boven en onder' (pairs with top and bottom imperforate), 'vertikaal paar, links ...' (vertical pair, left side imperf), same for 'rechts' in pairs, and so on. Even my poor command of Dutch figured out these descriptions.

Unfortunately, the NVPH catalog does not identify directly the booklet in which each of these combinations occur, and that is where the de Rooy/Hali book comes in handy, as each booklet is reproduced in its entirety in color.

Continuing with the numberings, the number '1' combination (actually a misnomer, as this represents a single stamp from the booklet, but nevertheless is a booklet position variety) is the 1 cent van Krimpen imperforate at the top. It comes from Booklet number 8, as the de Rooy/Hali illustrations will show you.

Note that booklet position '1' is listed two ways - "a) gewoon papier" and "b) fosfor papier." This is a point where the collector decides whether he or she wants to build a representation of positions only, or whether the collection will be expanded into paper varieties. Either path has its merits, but admittedly the expansion into paper varieties requires an ultraviolet ray lamp and a bit of the patience of a researcher. For the moment, to avoid turning this introductory column into a research treatise, let me simply note that the early booklets were on 'gewoon paper,' the term used by the NVPH to designate "ordinary" paper which was not coated with a whitener. For future reference this will be called 'inert' paper, meaning it does not react to UV as do phosphor-coated papers or papers treated in the manufacturing process with special whiteners. (In a later column I'll cover papers in detail, passing along what I learned "the hard way" in reference to the different terminologies employed by the NVPH and de Rooy/Hali in dealing with paper varieties.) Later booklets were on yellow phosphor-coated paper or whitish impregnated phosphor paper (Harrison printings); in the NVPH listing no differentiation appears to be made: it's either 'gewoon papier' or 'fosfor.'

Now, turning to the de Rooy/Hali catalog: these handsome and well-organized booklets are lavishly illustrated, with verbiage kept to a minimum. Most of us will find it quite simple to 'riddle out' the text, especially for each of the booklets. It is my hope to provide an English translation of the first pages of the catalog in an early subsequent column; this will make the catalog almost completely useful to those of us who have difficulty with the language. Meanwhile, however, there are a few points that should be

covered here:

- the first two booklets are listed with only one price column, which is that for an unused booklet (unexploded)
- beginning with booklet 3 there are two price columns. The right-hand column is not, as one might expect, for a *used* pane; it is the price for a 'Telblok,' i.e. a booklet whose cover bears a solid square of color at the middle position across the fold. These marks helped to facilitate the counting of stacks of booklets. Just like 'plate blocks' of U.S. stamps, collectors consider these necessary to complete the assembly of booklets.
- as mentioned earlier, de Rooy/Hali and NVPH differ in their treatment of paper. The latter lists 'ge-woon' and 'fosfor' whereas de Rooy/Hali use the terms 'normaal' and 'fosforescerend,' respectively. 'Normaal' however can mean either inert paper or paper (later) with a brightener added to the pulp that imparts a whitish cast to the paper under UV. There are many variations, and some day I'll try to give a simplified picture. And 'fosfor' or 'fosforescerend' mean paper coated with a cast that shows up generally as yellow under UV. Later, beginning with booklet 12, a white phosphor replaces the yellow.

The next column will be devoted to miscellaneous notes about varieties not listed per se in the catalogs, new issues if any, contributions from members, and the like. Like other departments in our journals from the ASNPN, the successful continuation will depend upon help from the membership. I ask that any item no matter how small it may appear be sent to me: it may be the beginning of research that could be significant. Thank you.

Dutch Designs

by Benjamin Zeichick

WELL, to be perfectly honest, our stamp poll bombed. I can hardly believe that less than a dozen members care about the new issues they're buying. But be that as it may, this column is, as promised, devoted to the new issues of 1980 - good, bad, and worse. First the Netherlands.

For such a small sample our membership showed some remarkably clear preferences. By far the most popular issue of 1980 was (the envelope please) the "Summer" set. The Occupation/Liberation-Special Flight and Child Welfare issues also got the approval and applause of our membership. All three issues deserve acclaim both for their attractive design and for the themes they represent.

The choice for worst design of the year was evidently more difficult for the membership (possibly resulting from too many unfortunate designs?) and the results were more varied. In the end, however, the Sports and Politicians split the dishonors, with the Free University and Juspostex stamps not too far behind. All are pretty bad, though the concepts were good. Unfortunately, the execution lagged behind the apparent theory.

While the almost unanimous winner in the "most important" category was the Inauguration stamp, the Transport, Politicians, and Sports finished in a dead heat as "least necessary." Hardly any surprise.

The final rankings then, according to your votes is:

- | | |
|--|--------------------|
| 1. Summer | 6. Transport |
| 2. Occupation/Liberation- Special Flight | 7. Free University |
| 3. Child Welfare | 8. Juspostex |
| 4. Inauguration | 9. Sports |
| 5. Europa | 10. Politicians |

In general, I suppose that this is a fair assessment of the year in stamps, though I disagree that the Politicians were QUITE the worst. I also, like about a third of the voters, was pleased with the Transport trio, over which feelings were quite mixed. I found them bold, refreshing, and far less eccentric than most recent Dutch stamps.

I also was in disagreement, at least in part, on the "Summer" stamps. While the 60 + 25 ct value is probably Draijer's masterpiece, it has to carry an otherwise somewhat dull set. I found it too reminiscent of Surinam Nos. 361-370, as well as Nos. 1068-1071 from the Netherlands. Perhaps it is this relative conservatism which is so attractive to our members, particularly in the light of some of the other recent issues.

On the whole, I suppose last year's stamps were neither better nor worse than average. A few beauties, a number of beasts, and too much of a desire to produce the most outrageous designs yet.

Despite its issuing policies (which led most of the ballots to say "I don't collect Antilles anymore") the Antillean issues of 1980 were aesthetically much better than those of the Netherlands proper. Since we have no real sample here, let me just mention a few noteworthy issues. For superb design I would recognize the Inauguration pair and the three Birds stamps as equal to the finest stamps issued anywhere. The Postal Savings Bank pair is interesting for its use of color, and the Rotary trio with souvenir sheet

(Continued on page 71)

The PTT Questionnaire of 1980

LAST year the Dutch PTT commissioned a questionnaire which would try to find out what the population of the Netherlands - divided into noncollectors and collectors - thought of Dutch stamps in various ways. It was mentioned at the end of our article on the "Inauguration" stamp in last year's March issue (Vol. 5, No. 3). At that time we promised to get a copy of the questionnaire and report more fully. It did take some time for our request to get filled, but - too late for inclusion in this year's March issue - we not only got the three booklets which contain the questionnaire results, but also a booklet regarding an earlier questionnaire.

This earlier inquiry took place in 1971 and was, seen the results, probably the victim of a too small 'population,' namely only 842 men and women over 15 years of age. Only 12% of the respondents actively collected stamps, but in 19% of the cases one or more other members of the family collected, which at least presupposes some very slight interest (they might have been asked by this family member to get the stamps off the office mail, for instance). On the whole, however, this 12% probably did represent the actual number of collectors in the total population of the country.

All respondents were asked to comment on a group of 12 fairly current stamps, namely NVPH Nos. 818, 878, 904, 908, 913, 918, 922, 931, 963, 970, 976 and 981. Why these particular stamps were picked was not explained. The best-known stamp was recognized (seen before) by 89%, and that was the Liberation stamp (No. 970). The child welfare stamp (No. 981) was next with 71%, the Erasmus stamp (No. 931) got 65% and the child welfare stamp of 1968 (No. 913) got 55%.

Asked whether they liked the numeral stamps under 10 cent, only 15% thought they were nice, 33% felt they were ugly, and a stunning 47% couldn't care less. However, older people and collectors thought these stamps to be nice (respectively, 23 and 24%).

When they were asked to name the most attractive stamp from the 12, 38% named the Erasmus stamp, 30% the Railway stamp, 24% the stamp for the Heart Fund, 22% the summer stamp of 1968 with the bridge, and 20% the Liberation stamp. When they were then asked why they had picked these stamps, the answers were: because of the picture, 35%; the color, 20%; and the reason for the issue, 19%. Less important were: text, artistic quality and design (!).

As the worst stamp the choice fell on the IOA stamp (54%), the Wilhelmus stamp (26%), the child welfare stamp of 1970 (26%) and the summer stamp of 1967 (22%).

Collectors especially didn't like the child welfare stamps of 1970 (38%). The IOA stamp did slightly better with those who had a higher education (47%).

Interesting was that a very anonymous group of eight designers (I couldn't get the names of these at all) was asked to comment on the same 12 stamps. Where the answer is statistically significantly different from that of the 'population' is in the summer stamp of 1967 where the designers thought the stamp businesslike and understandable. In the summer stamp of 1968 only 25% of the designers felt that the design was stylish as against 72% of the 'population.' In the 1968 child welfare stamp all the designers thought that the stamp was interesting (only 42% of the rest thought so). In the IOA stamp the designers significantly disagreed with the 'population' in no less than six of 11 categories! In the Erasmus stamp the same was the case, but not the same categories. This seems to prove that there is quite a gap between 'designers' on the one hand and the population on the other. However, since the designers were so anonymous we don't know whether they were representative of the designers in the Netherlands.

Last year's questionnaire was divided into three parts: 1. the general appreciation of the design of Dutch stamps; 2. the appreciation of the design of certain Dutch stamps - the results of 50 stamps which were shown; and 3. the magnitude and degree of collecting unused Dutch stamps.

As we already mentioned, 1019 noncollectors and 1036 collectors of 14 years and older were interviewed from June through August 1979. The report itself is dated April 1980.

The results of the first part of the questionnaire are that slightly over 75% of the population believes that it is generally right to 'commemorate' events of general interest. (No definition of 'general' in this respect was included, however.) Subjects for this were: Olympic Games for the handicapped, health, ecology, nature, and energy conservation. Less valid subjects are public transportation, politics and PTT business. (Here I have to point out that less than a year after this result, the PTT is over-commemorating (sheetlet) 100 years of postal savings bank, telephone and parcel post service. It is obvious that the PTT does not take into account the results of their own questionnaire.)

Almost all the respondents felt that semi-postal stamps were a good way to collect money for a worthwhile purpose. Most sympathy went to the Heart Fund, the fight against cancer, the Red Cross, the fight against arthritis, and child welfare. Most criticism fell on the Olympic Games, cultural purposes and international stamp exhibitions.

Slightly more than 50% think that in general the Dutch stamps are nice ('mooi'). However, comparing Dutch stamps with foreign ones, one third of the respondents likes foreign stamps better than the Dutch. Most mentioned reasons for this are: Dutch stamps have less attractive ('mooie') pictures and Dutch stamps are without fantasy, dull and colorless.

According to 76% of the collectors there are countries who clearly issue nicer stamps than the Netherlands: Poland, Switzerland, England, West Germany, France and Spain are most often named.

Wishes for general appreciation of stamps are:

the stamp must have a realistic picture (the representation must be clear);

the colors must be "clear, fresh, happy, warm or quiet";

the text which must be used must be purely functional. The text must explain the meaning of the stamp without disrupting the illustration.

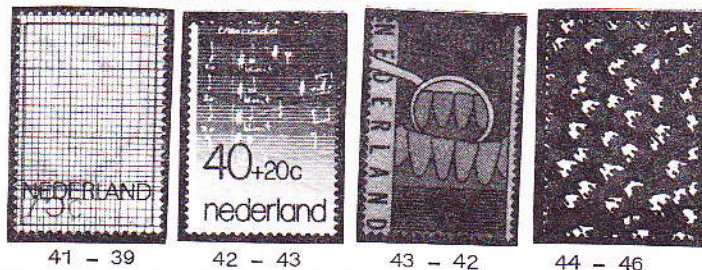
Table of stamp appreciation by noncollectors and collectors

| NVPH No. | Noncollectors | Collectors |
|----------|---------------|------------|
| 1178 | 1 | 1 |
| 1162 | 2 | 6 |
| 1158 | 3 | 3 |
| 1089 | 4 | 5 |
| 1174 | 5 | 8 |
| 1180 | 6 | 4 |
| 1104 | 7 | 12 |
| 1179 | 8 | 2 |
| 1156 | 9 | 7 |
| 1152 | 10 | 10 |
| 1062 | 11 | 9 |
| 1047 | 12 | 11 |
| 1143 | 13 | 22 |
| 1168 | 14 | 15 |
| 1170 | 15 | 19 |
| 1149 | 16 | 14 |
| 1067 | 17 | 18 |
| 1128 | 18 | 20 |
| 1163 | 19 | 16 |
| 1050 | 20 | 26* |
| 1165 | 21 | 13 |
| 1097 | 22 | 27* |
| 1035 | 23 | 21 |
| 1093 | 24 | 29* |
| 1153 | 25 | 25 |
| 1161 | 26 | 35 |
| 1151 | 27 | 36 |
| 1159 | 28 | 24* |
| 1144 | 29 | 30 |
| 1068 | 30 | 28 |
| 1015 | 31 | 41 |
| 1166 | 32 | 33 |
| 1136 | 33 | 17* |
| 1131 | 34 | 23* |
| 1072 | 35 | 31 |
| 1005 | 36 | 40 |
| 1172 | 37 | 38 |
| 979-80 | 38 | 34 |
| 1135 | 39 | 32 |
| 1129 | 40 | 37 |
| 1130 | 41 | 39 |
| 1175 | 42 | 43 |
| 1145 | 43 | 42 |
| 1025 | 44 | 46 |
| 1095 | 45 | 47 |
| 965 | 46 | 44 |
| 1157 | 47 | 45 |
| 1160 | 48 | 49 |
| 1142 | 49 | 48 |
| 1173 | 50 | 50 |

The results of the second part of the questionnaire are found in the table left. Fifty stamps which in the table are identified by their NVPH number were shown to the noncollectors and collectors alike, and they were asked to score the stamps (from 1 to 50) based on the design (that is, the appearance). They were also asked other questions which we will not include here. Below you will first find the ten highest scoring stamps (noncollectors) with the scores of the collectors at right.



And below are the last ten according to the noncollectors. Note that nine also got scores in the 40's by the collectors. An 'ugly' stamp is an 'ugly' stamp no matter who does the judging.




*Stamps which the collectors rate below 25, or above 25, while the noncollectors do just the opposite.



We finally have an interesting group of stamps which were rated very differently by the collectors as compared to the noncollectors. If we assume that stamp 25 is neither good nor bad, but so-so, we think it is interesting that a group were considered to be 'good' by the collectors (but not by the noncollectors)

and vice-versa. These stamps are shown below.



The results of the third part of the questionnaire are very interesting too. Of the 10.8 million Dutchmen over 14 years, 610,000 collect stamps; 580,000 collect Dutch stamps; 500,000 collect mint Dutch stamps; 310,000 collect miniature sheets of the Netherlands; 140,000 collect Dutch stamp booklets; and 170,000 collect FDCs.

Collectors on the average buy 1.8 million stamps of a new issue (3.6 copies per collector) for their collections (and investment/speculation, Ed.?)

Fifty-nine percent of collectors of mint Dutch stamps buy one or more stamps of each new issue.

The miniature sheet collectors buy on the average 2.6 sheetlets of each issue. Two booklets are bought of each new issue, and 1.8 FDCs if these are issued. The average collector of mint Dutch stamps spent fl. 62.00 in 1979 for stamps issued in that year.

If there is interest, we might give some more information about this third stage of the questionnaire in a later article, because it might have some bearing on us. Did you know that only 19 percent of all collectors belong to a philatelic society, and only 20 percent reads a philatelic periodical regularly?

Dutch Designs (Continued)

harks back to one of my all-time favorites, the Tele-communication set of 1973. Probably the worst of the year was the London 1980 set with souvenir sheet which shows little imagination or artistic skill. Even the rather blah Olympic set is better.

To name the best and the worst Dutch Design of 1980 is, I suppose, my prerogative as author, but please feel free to disagree. In my opinion, then, the Best Design of 1980 goes to the Antillean Inauguration



Antillean Inauguration



Antillean Birds

there could have been more. Next time this column will return to its regular format of looking at great Dutch issues of the past. And, by the way, if you have comments on 1980 in particular, or Dutch Designs in general, please remember that I'm as near as your mailbox.

pair, while the worst design award goes to the Jupostex stamp with label from the Netherlands.

My thanks go to the participants in the poll - I only wish that



Postal Savings Bank

Small Ads

I wish to dispose of my surplus quantity of Netherlands Antilles and Surinam First Day Covers. They are clean, unaddressed and cacheted issued between 1964 and 1971. Prices are about half of the Dutch catalog prices or you can make your own offer. L. E. Kieffer, P.O. Box 173, Jamesburg, NJ 08831.

WANTED: Surinam 1942 Red Cross 7½ ct, NVPH Nos. 205a and 205b, USED, to complete a set. Letters to Paul E. van Reyen, P.O. Box 555, Montclair, NJ 07042.

Are your name and address correct?

GREAT MEN, Part III

by Paul E. van Reyen

In the first instalment of this series of articles devoted to the great men and women appearing on the "summer" stamps of the Netherlands between 1935 and 1954, we stated that there were eight physicians portrayed in various years. In this we were mistaken because H. D. Guyot was not a physician, but a minister of the Walloon Church in Groningen who was active in the education for the deaf and dumb. When we saw the identifying note in the Special Catalog we assumed that he was a physician too.

For a while we have been considering how to treat these eight men and whether a chronological approach would be better based on the dates of these people or based on the appearance of the stamps. We finally decided that we would treat them historically, because after all your editor is some kind of historian.

But before you get the short biographical notes on these eminent persons, let us once again return to our previous mentor, Mr. Christiaan de Moor, this time basing ourselves on his book *Postzegelkunst* (The Hague: 1960). The "summer" stamps up to 1941 have a section all their own, in which Mr. de Moor maintains that the first set, of 1935, was the result of Van Konijnenburg's attempt to give a timeless and therefore monumental meaning to his portraits. As you will remember, Van Konijnenburg designed the stamps, and engravers of Enschede executed them. Although, according to de Moor, the results were very gratifying, from then on the design of the stamps was left to the engravers who had to consult with Van Konijnenburg about the total impression the series would produce. In my humble opinion the first set may have been monumental but certainly did not produce the best "portraits," nor was it much of a unity. The procedure in which the engravers were given much more freedom produced more lifelike portraits, recognizable people from the past, in which some were really outstanding.

We see the binding influence of Van Konijnenburg also in the lettering of the stamps, which from 1941 on was executed by Jan van Krimpen, whose name does not need any embellishment. According to de Moor he was probably responsible for the removal of the names and dates from the top of the stamps to the white space at the bottom.

So, since we are going to treat our physicians historically, perhaps it also makes sense to mention one Netherlandish doctor (note that he was not "Dutch") who in his time and thereafter had a truly European fame. Andreas Vesalius (1514-1564) was born in Brussels, of course before the 17 Netherlands were torn apart, and he died on the way back from a visit to the Holy Land.

Vesalius' great contribution to medicine was his insistence upon personal research rather than appealing to earlier authority. He proposed "the then striking hypothesis that anatomical dissection might be used to test speculation. ... There are a number of contemporary references to him as 'that noble physician' and 'the best physician in the world.'" Needless to say, Belgium honored this great man by issuing a stamp for him in 1964, the 400th anniversary of his death.

Franciscus de le Boë Sylvius (5 ct 1937), the first of our physicians, was born at Hanau in Germany, in 1614 in a southern Flemish family. He received his medical instruction in Sedan, at a Calvinist academy, Leiden (1633-1635), Wittenburg and Jena, and obtained his degree at Basel in 1637.

In 1638 he showed up at Leiden where he hoped to obtain a post at the university, but where he was only allowed to give private lectures in anatomy. As Prof. Lindeboom writes: "He was, in fact, one of the first to defend Harvey's new theory of the circulation of the blood and demonstrate it on dogs."

In 1641 Sylvius moved to Amsterdam where he soon established a lucrative practice, was appointed physician to the poor-relief board of the Walloon Church and became a supervisor of the Amsterdam College of Physicians in 1657.

In 1658 he became professor of medicine at Leiden University where he inspired several greatly gifted students. To borrow again from Prof. Lindeboom: "Although Sylvius, with his exaggeration, may have caused much harm in the medical practice of his students, he can nevertheless be considered a promoter of scientific medical research."



Hendrik van Deventer (2 ct 1947) was born in 1651 at The Hague, and until his 17th year was a goldsmith apprentice. In 1670 he left the Netherlands and went to Germany where, in 1672, he probably joined the sect of Jean de Labadie, and studied medical therapy and pharmacy until 1674. In 1675 he settled at Wiewerd in Friesland as a member and "speaking brother" of the Labadists, and practiced surgery and since 1679 also obstetrics. At that time it was very difficult for a male doctor to be present at births, but his wife being a midwife helped him in this respect.

In 1688 he got an invitation to come to Copenhagen to demonstrate his therapy for arthritis to King Christian V, and in 1694 or 1695 he moved to The Hague from Wiewerd. To practice at The Hague he needed a doctor's degree, but he didn't know any Latin, so he was examined in Dutch and given an M.D. by the University of Groningen. As the authorities at The Hague did not accept this degree at first he settled at Voorburg where he started an orthopedic institute which became quite famous all over Europe. He can be regarded as the father of scientific orthopedics.



However, in 1795 he did get permission to practice at The Hague where he became the foremost specialist in obstetrics. Although he made many mistakes - at his time the forceps had not been discovered yet - Van Deventer was way ahead of his predecessors and colleagues in the scientific basis of obstetrics.



And now we come to the greatest of them all, Herman Boerhaave (12½ ct 1938). Boerhaave was born in 1668 at Voorhout near Leiden, the son of a minister whose family originally had come from the southern part of East Flanders. In 1684, not yet 16 years old, he matriculated at Leiden University in divinity and philosophy. In 1690 he graduated in philosophy, intending to study medicine thereafter to take care of both souls and bodies. Although he did not attend lectures or clinical demonstrations, he studied exhaustively at home in the medical literature, among others Vesalius, practiced botany in the field, and attended public anatomy classes. In 1693 he received his degree at the small Gelderland University of Harderwijk.

Because he was suspected of being in favor of the teachings of Spinoza, he had to give up the thought of a church career, so he settled as a physician at Leiden, refusing a court appointment at The Hague under Stadtholder-King William III.

In 1701 the University of Leiden appointed him lecturer of medicine for three years. He also lectured privately on anatomy and chemistry, the first until the court physician of William III, Govert Bidloo, returned to Leiden after the death of the King. In 1718, on the death of the professor of chemistry, he also took over his chair officially.

In 1709 he had also received the chair in botany, and was promoted from lecturer in medicine to full professor. So in 1718 Boerhaave occupied three of the five chairs of the medical faculty. In 1729, at 61 years of age, he resigned from his posts of botany and chemistry, but continued his lectures on the theory and practice of medicine. By 1720, by the way, the number of plants in the botanical garden had nearly doubled, amounting to 5,846.

Quoting Prof. Lindeboom again, "Boerhaave submitted to the will of God and died on Sept 23, 1738, in his house at Rapenburg. The citizens of the town mourned together with the whole scientific world.

"It has often been asked how Boerhaave achieved such an immense influence and why and in what way he made such a deep impression on his pupils and the contemporary scientific world. ... On one point all agree: his universal scholarship and erudition, his unimaginable energy, his zeal and perseverance, and all his achievements do not offer a sufficient explanation. The solution of the problem lies in his unique personality." A German visitor of his time said of him: "For the rest this man was sincere, without secretiveness, without self-conceit, eager to oblige, good-natured, and kind. Nobody had a fault to find with him except for his undistinguished dress bespeaking a thriftiness which, however, one should not blame in a Dutchman."

The same German later called him: "the teacher of all Europe in the beginning of the 18th century."

Boerhaave was a child of his time, however, when he did not suggest to the senate of the university on his deathbed that his successor should be Gerard van Swieten (3 ct 1939), who was a Roman Catholic, although he had privately expressed the opinion that Van Swieten would be the most suitable person to succeed him.

However, at that time in Holland it was unthinkable that a Roman Catholic would be teaching at Leiden University, especially Leiden University, which was founded by the Father of the Fatherland to reward the burghers of Leiden for their staunch defense of the town at the Spanish siege of 1574.

Van Swieten was born in 1700, studied for a time at Louvain in present-day Belgium, but enrolled as a medical student at Leiden in 1717. In 1725 he received his M.D. degree and established a medical practice at Leiden. He continued to attend every lecture of Boerhaave until the latter's death in 1738.

In 1743 the Empress of Austria invited him to become her court physician, which he at first declined but accepted when the offer was tendered again two years later. In Vienna Van Swieten was put in charge of all court physicians. He also reorganized the medical faculty of the University of Vienna, basing it on Leiden as a model, and added a botanical garden and chemical laboratory, each headed by a professor. He also reorganized the court library where he was made chief librarian in 1745.

Although Van Swieten's activities were mainly organizational and political, he played an important role in establishing the great school of medicine at Vienna, and disseminating Boerhaave's ideas through his major publication.

The Austrians honored him with a stamp in 1937, as they had previously honored him with the title of Freiherr (Baron). Van Swieten died at Schönbrunn Palace in Vienna in 1772.

Petrus Camper (3 ct 1940) was born at Leiden in 1722 and died at The Hague in 1789. His father was a minister serving the East India Company, who had married at Batavia. When the boy was twelve he was accepted at Leiden University where he studied the classics, natural sciences and medicine for 12 years. In 1746 he got his degrees in science and medicine. After two years as a physician, Camper left Leiden for a journey through England, France, Switzerland and Germany, during which time he met many foreign scientists. During the trip he was also notified that he had been appointed professor of philosophy, and to the chairs of medicine and surgery at Francker University in Friesland. In 1751 he accepted these charges.





Four years later he was appointed professor of anatomy and surgery at the Atheneum Illustre in Amsterdam, and in 1758 professor of medicine. Keeping the title of professor honorarius, he resigned in 1761 and settled at Franeker, doing research in comparative anatomy and completing some writings, but after two years he accepted an appointment in theoretical medicine, anatomy, surgery and botany at Groningen University. In 1773 Camper again retired, returned to Franeker, and entered politics. Eventually he became a delegate from Friesland to the States General at The Hague, where he died. He was buried at Leiden.

Prof. Lindeboom writes: "During his lifetime Camper was one of the most famous scientists of western Europe. On his numerous journeys (he visited England in 1748, 1752, and 1785) he made the acquaintance of many outstanding scientists. Camper had an encyclopedic mind and contributed to many fields." "His comprehensive knowledge, his enquiring mind, his industry in research and in writing, and his skill in graphic arts procured him a well-merited fame attained by few other contemporary scientists."

The military-looking man who appears on the 1½-cent stamp of 1941 was indeed a military physician, Anthonius Mathijssen, who was born in 1805 at Budel near Eindhoven, received his medical education at the military hospitals in Brussels and Maastricht, and finally at the State Hospital in Utrecht, and was appointed military physician 3rd class; in 1834 he was advanced to military physician 2nd class.

In 1837 he acquired his medical degree in Giessen (Germany) and was active as a military doctor until his retirement in 1868. His enduring fame lies in the invention of the plaster cast for broken bones (1851) which soon substituted all other kinds of treatment. He received honors from England, Austria, Bavaria, Russia, Prussia, Italy, Portugal and the U.S.A. In 1865 he received a gold medal from the Society for Medicine in Amsterdam, and in 1876 at the World Exhibition in Philadelphia a medal "for original invention and for the great practical value thereof."

In 1878 he died at Hamont in Belgium where he had lived since his retirement.



For the last physician in the group, Franciscus Cornelis Donders, we go back to the first "summer" set of 1935 where his portrait adorns the 6-ct stamp. Donders was born at Tilburg in 1818. He was a student at the military medical school in Utrecht from 1835 to 1839, but he also followed courses at the medical faculty of Utrecht University. In 1840 he was appointed military physician at Vlissingen, and later in the year received his M.D. degree from Leiden University.

In 1841 he was transferred to the garrison at The Hague, where he was consulted about a reorganization of the military medical school in Utrecht, to which he was then appointed lecturer in physiology and anatomy.

At the University of Utrecht Donders was also active in histological and histochemical research, and after translating a German work on ophthalmology, he soon became interested in this field where he performed experiments.

He was then appointed "extraordinary professor" at Utrecht to retain his services. He chose to give courses that had not been given before such as forensic medicine, ophthalmology, and the science of metabolism and histology.

Donders was soon consulted as an ophthalmological expert. In 1851 he visited the foremost English eye clinics, heard there about the recently invented ophthalmoscope, and on his return via France he decided to establish himself as a specialist in the diseases of the eye.

In 1852 he was appointed ordinary professor at Utrecht where he concerned himself especially with ophthalmology, and where he opened a private charity hospital which also functioned as an educational institution to which foreign physicians flocked for various studies.

In 1862 he was offered the chair in physiology and he resigned from his ophthalmological practice, retaining the directorship of the hospital, however. In 1889 he died of a progressive brain disease, possibly a tumor.

The last great man we will discuss here is the Rev. Henri Daniel Guyot, born at Trois-Fontaines (Lorraine) in 1753, who died at Groningen in 1828 (1½ ct 1935). He studied at Maastricht and Franeker and was accepted by the Walloon Synod as a preacher at Dordrecht in 1776, from where he went to Groningen in 1781. Here he showed a large interest in education, especially the education of deaf-mutes.

To appreciate this special interest one should know that many French philosophers from the beginning of the eighteenth century had expressed ideas on the education of children and educational strategies. The Abbé Charles-Michel de l'Épée at that time had a school for deaf-mutes in Paris, where Guyot spent ten months to learn all he could. De l'Épée was nearly sixty when he took up the calling which caused him to be called the founder of education for the deaf. As Harlan Lane writes: "The signs that come with 'ease and variety' to the deaf-mute are gestures. 'the natural language of the Deaf and Dumb,' wrote Epée, 'is



the language of signs; nature and their different wants are their only tutors in it; and they have no other language as long as they have no other instructors.' So the proper course to follow in the education of the deaf was clear: since they lack spoken language and these oral signs are arbitrary, they can be taught a gestural language, which would give them the same advantages as oral communication. Epée set about elaborating such a conventional language, whose rudiments he took from his pupils themselves."

Lane writes that the Abbé presented annual public demonstrations of the success of his method from 1771 to 1774. "The last demonstration drew over eight hundred people, among them the abbé's growing corps of disciples outside France from Vienna, Rome, Groningen"

The disciple from Groningen was obviously the Rev. Guyot. In 1786 he started teaching the deaf-mutes in Groningen, and in 1790 he founded a school for these people. From 1809 he devoted himself entirely to the instruction of deaf-mutes. King William I had him appointed professor honorarius in philosophy and letters at Groningen University. In 1828 he died, followed six days later by his widow.

References

Articles, among others by Prof. G. A. Lindeboom, in *Dictionary of Scientific Biography* (New York: Scribner's, 1970-1980).

Articles in *Biographisches Lexikon hervorragender Ärzte aller Länder und Völker* (1932).

Harlan Lane, *The Wild Boy of Aveyron* (Cambridge, Mass.: Harvard University Press, 1976).

Christiaan de Moor, *Postzegelkunst* (The Hague: PTT, 1960).

Editorial Note: We want to thank Dr. Benders and Prof. Dr. G. A. Lindeboom for their much-appreciated help in researching this article.

If our readers feel that now they know *too* much about these great men, please let your editor know, and the following instalment will be shorter. However, merely giving dates of birth and death, plus a few facts, really doesn't do justice to the choice of these great men and women for portrayal on the "summer" stamps. We do hope that the majority of the members will feel the same.

Netherlands Indies Numeral Cancels

by Garrett De Mots and Paul E. van Reyen

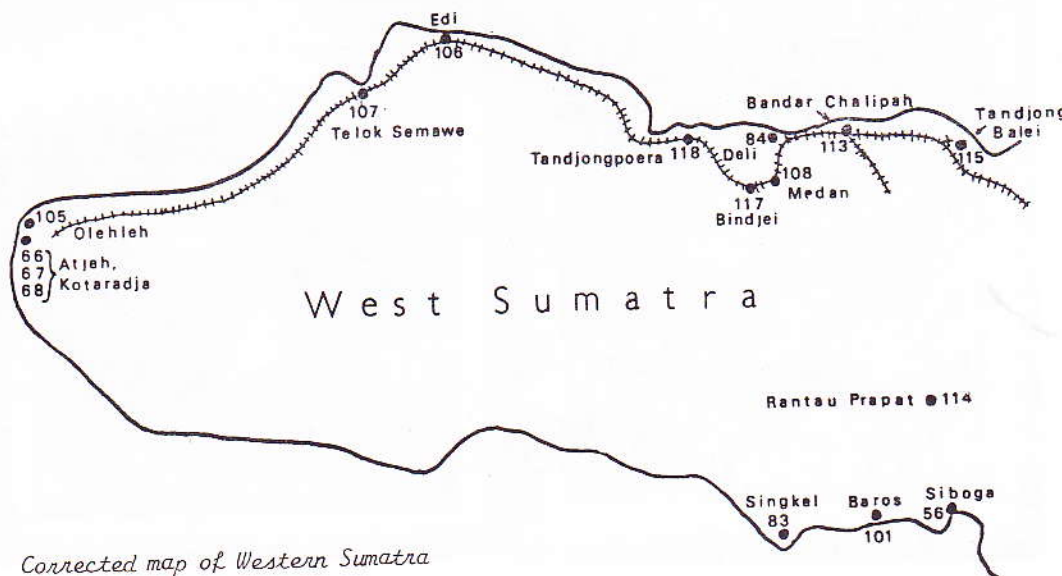
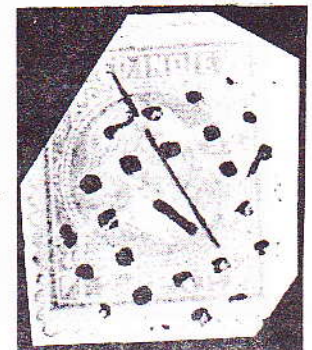
TO SAVE space we decided that the indications in our previous article were sufficient to correct the maps of Java, without giving you illustrations of new maps. However, the map of Western Sumatra was intricate enough to warrant a corrected map which you will find below. For those of you who are aware of the Atjeh War which began in 1873, it is evident that Netherlands Indies post offices only appeared on the periphery of Atjeh, while the interior was not even touched when the numeral cancels were abandoned.

In the *Maandblad* of February 1976 our fellow-member J.W.F. Bunge mentioned a 2-ct stamp with a numeral cancel "1" of Weltevreden. This particular type was not included in the list of Melsert, and thus makes type XI (see above).

Mr. Bunge believes that this type dates from the same time as "111" of Kalian-da, hence between 1881 and 1889.

Any member who has further questions or needs some additional information to set up a numeral cancel collection of the Indies, please write to the editor, who will share the contents with Mr. De Mots.

We also would like to hear about pieces with the 'difficult' cancels.



Corrected map of Western Sumatra

Fakes and Forgeries

BEFORE we start on our current crop of fakes and forgeries, we want to announce the establishment of the official ASNPF Forgeries Collection. Up to now your editor has been trying to lay his hands on as many forgeries as he could, either by buying them outright from circuit books or enticing people to donate fakes to the ASNPF. Up to now this has been very unofficial. The forgeries I had collected more or less were designated as ASNPF property in my own mind, but it wasn't until Dr. Rummens recently pointed out that if one day I dropped dead nobody would know that the forgeries in my drawer were in effect ASNPF property, that I was alarmed enough to take steps. Right now all forgeries of the Netherlands and former colonies in my hands will be stamped "Property of the ASNPF" as soon as the small handstamp is ready. They are also stamped with "Forgery" at the bottom. As soon as this is done, an inventory of all forgeries will be deposited with the President and the Treasurer. This inventory will be updated at least every quarter, unless a large donation makes it imperative to do it more often.

On the establishment of our official forgeries collection Dr. Rummens immediately donated all the forgeries in his collection, for which we are extremely grateful. We hope that now this collection is in a sense the property of all of you, we may expect more donations.

The real value of this collection, of course, is not simply that it is a collection of fakes. The more fakes we have, the sooner we may be able to have our own "official ASNPF expertizing service." However, not only fakes are important in this respect; the "real" stamps are just as important to compare paper, gum, and perforations. If any of our members has a damaged, but "real" stamp that he might be willing to donate to the ASNPF, he or she would also play a role in the establishment of our own expertizing service. To compare relevant features a real stamp does not have to be perfect, NH, etc. A damaged copy will serve just as well. Another reason for the forgeries collection is that the stamps we have collected are forever banished from the "market." Any stamp we acquire for our forgeries collection will be one less to crop up in an auction or circuit book, or in somebody's duplicates. And that is a blessing too!



And now to our forgeries for this issue. To the left you see two photos, the fake is on the right. This 2.50 gld forgery immediately announced itself by the color. The green is a poisonous bluish green which is unlike any of the shades of the real 2.50 gld. A second look with a magnifying glass immediately reveals that the letters of NED. INDIE are too tall; that the ornament in the middle of the medallion on the right is the same size as that on the left, while in the real stamp this ornament is squeezed in a narrower space; the numerals are lighter; the pyramids in the corners have hardly any detail; in short, a forgery which is not dangerous.

In contrast, the forgery of which you see the photo below to the right (to the left is the real stamp), is extremely dan-

gerous. I don't believe this particular one has ever been described.

To begin, the perforation is a perfect $13\frac{1}{2} \times 14$ large holes. The fakes we have dealt with so far all have had perforations which did not match those of the real issued stamps. What alerted me to the possibility that this was a fake I don't know yet.

However, once a magnifying glass is used, the differences leap forward. The most obvious one is that "25 CENT." is much lighter (this can be seen at a



first glance ONCE the magnifying glass is used). The anchors are slightly skimpier too, and the wings on top of the Hermes staff are not as detailed. The right-hand sides of the pyramids, too, are darker than they are in the real stamps. Finally, although we don't know if this is recurrent with all fakes of this manufacture, there is a white spot at the top left, marking both the top-left pyramid and the tablet for NED. INDIE. This one forgery made me go through all my King William III stamps of the Indies to check for other copies. (Other forgeries in this set were described in this journal, Vol. 4, No. 1, page 9)

For Curaçao we have two forgeries, one a previously un-described one (a donation from Dr. Rummens), and the other a Fournier copy (donated by Dr. Benders). To the right you see a photo of the faked 1½ gld (NVPH No. 11; Scott No. 12) which is also described in Van de Loo's *Forgeries, Forgeries*.

While the real stamp can only be perforated 11½ x 11½, this fake is 14 x 14. The cancellation is also fake; note the absence of the cedille under the C of CAO. The date is a new one, 1891 while usually Fournier used 5 3 1890.

The surroundings of the nose lack the fine engraving lines so that a white appearance of the face is one of the characteristics of this forgery, and the color of the border seems to have "run," is not as "crisp" as that of the real stamp. This also shows up in the ermine coat which is full of spots in the fake.

To the left you see the photo of a forgery of the 5 ct red on fairly yellowish paper, imperf. While the real stamp tends to carmine, this one is brick red. A circular cancel without letters is vaguely visible in the photo (on the fake it is more obvious). Although at first sight this is a nice fake, we notice right away that the horizontal lines of the background, which in the real stamp touch the head on all sides, in the forgery leave a fine white line around the head. Another cardinal point is that in the real stamp the 5 is fairly heavily shaded on the right, while the forgery does not have any shade, and is purely a white "5." Some mysterious dots - invisible on the photo - run around the stamp on the left and bottom.



Our final fake in this column is one of Surinam (courtesy of our member John Furneaux). To the left you see a photo of a real 1 on 1 gld overprint of Surinam (NVPH No. 35; Scott No. 37).

According to the catalog this stamp can only occur in perforation 11½ x 11, which the used stamp is NOT. This would be sufficient to brand it "fake." However, look also at the cancellation, which is definitely not a square-circle one, which was used in Surinam from 1902 on. It also has a "time"-indication at the bottom "5 - 6 N," which would never be found in Surinam. Finally, with a little trouble the vague lettering can be decyphered as 's Gra-venhage. Hence a Dutch used stamp which as such was practically worthless, was given a very nice value by a fake Overprint 1,00 and Suriname.

Once again I stress that it IS important to know a little bit about cancellations, even if you do not go hogwild about "postal history."



In one of our future columns we will have a nice story (courtesy Dr. Benders) about a "fake" which is not really a fake, but an abortive attempt by a group of "slick operators" to put one over on the government of Surinam. If you look in your NVPH catalog, you will see under the listing Surinam 1-15 a note: The 2½ cent (No. 3) with overprint "1 cent" is a phantasy production without value. Of course, we leave the "without value" to the discretion of the NVPH catalog committee; I'm sure that this "fantasy product" by this time is worth "something," if not a whole lot.

If any of you has a known fake which may seem worthwhile describing in the journal, even though you don't exactly want to donate it to the ASNPN, please let the editor know. We can have it photographed and returned to you, of course.